

(open 2 see all 4 pages)
useless blending tutorial
from yours truly



firstly i do
my sketch, but
since this is a
tut on coloring
i'll be skipping
this part :P



then i just
messily color
everything,
like skin &
hair color or
clothes etc.





as you might know the edges might be real messy so i basi just erase that part :3

→ mostly the edges of the hair tho.




← Eraser btw



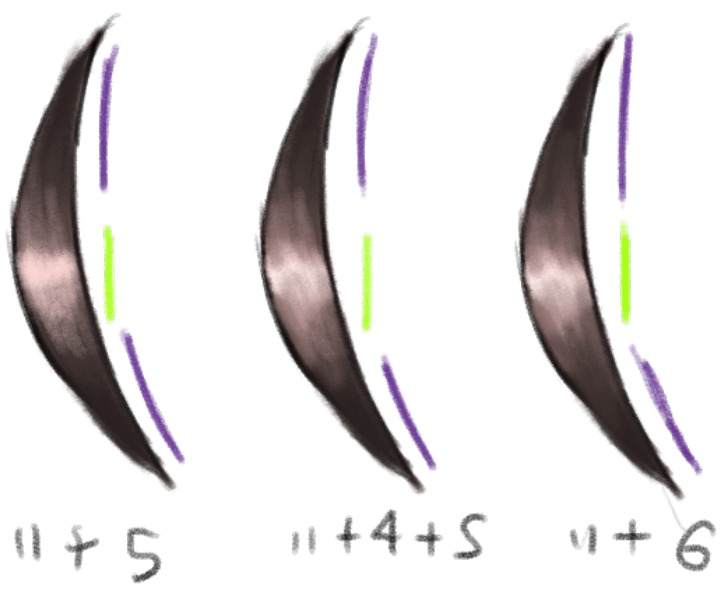

then i just fill out the tips of the hair with the pencil



|| = colors b4



uhm i can't really explain my shading process but i tried my best;



that's basically how i do this!!



smol
eye tut

(sometimes w/o the
white thing, depends
on the character and
expression :P)



then im just lining
everything out
and doing some details

